



Welcome to 2017: Bike/Ped in the new Administration and Congress

January 31, 2017

*Caron Whitaker
VP Government Relations
caron@bikeleague.org*

ADVOCACY ADVANCE | BICYCLE FRIENDLY AMERICA | NATIONAL BIKE SUMMIT
NATIONAL BIKE MONTH | NATIONAL BIKE CHALLENGE | SMART CYCLING | WOMEN BIKE



- Final Congestion and NHS rule
- Changes in Regulations
- Senate Democrats \$1 Trillion infrastructure plan
- Changes in Transportation Committees
- League's polling data



NEW PERFORMANCE MEASURE



PERFORMANCE MEASURES IN MAP-21

- Notice of Rule Making released in March
- Covers 5 Performance Measures
 - Performance of Interstate
 - Freight
 - **Performance of National Highway System (non-interstate)**
 - **Congestion Mitigation**
 - **Mobile source emissions**
- Final rule issued in January



PERFORMANCE MEASURES

MAP-21 Measure	USDOT Proposed Measure	Measure Calculation
NHPP Performance of the National Highway System (NHS) Non-interstate	Percent of system providing for Reliable Travel Times (off-peak times)	< 150% normal travel time
	Percent of the system where peak hour travel times meet expectations	< 150% normal travel time
CMAQ Traffic Congestion On-Road Mobile Source Emissions	Annual Hours of Excessive Delay per Capita	= <15 mph or less non-NHS/ population = <35 mph on NHS/ population
	Total Emission Reductions for CMAQ criteria pollutants	Cumulative emission reduction from CMAQ projects for each of the criteria pollutant



PERFORMANCE MEASURES

MAP-21 Measure	USDOT Proposed Measure	League Ask	Final Rule
Performance of the National Highway System (NHS) Non- interstate	Percent of system providing for Reliable Travel Times (off-peak times)	Separate reliability measure for bike/ped	Percent of person-miles traveled that are reliable
	Percent of the system where peak hour travel times meet expectations		Percent of person-miles traveled that are reliable
		Measure CO ₂	Percent change in CO ₂ emissions on NHS compared to 2017



PERFORMANCE MEASURES

MAP-21 Measure	USDOT Proposed Measure	League Ask	Final Rule
CMAQ Traffic Congestion	Annual Hours of Excessive Delay per Capita		Peak Hour excessive delay in person hours (slower than 60% of speed limit)
		Measure bike/ped/ transit/ ride share, etc.	% non-SOV travel
	On-Road Mobile Source Emissions Total Emission Reductions for CMAQ criteria pollutants for MPOs of 1,000,000 +	CO ₂ emissions including all stages of the projects	Total emissions reduction (communities over 200,000)



TIMELINE FOR PERF MEASURES

Deadline	Due
October 1, 2017	Applicability determined (specific to CMAQ)
October 1, 2018	1 st targets reported
October 1, 2020	State Reports progress
August 15, 2022	FHWA assesses progress

For toolkits and more information:

www.Fhwa.dot.gov/tpm
www.tpmtools.org



TIMETABLE- SAFETY PERF MEASURES

Safety performance measure includes a total reduction of bicycle and pedestrians fatalities and serious injuries

Deadline	Due
August 31, 2017	States and MPOs report Initial Targets reported to FHWA
August 31, 2019	State assess and report on progress
December 2019	FHWA Assess progress



THE FUTURE OF REGULATIONS



EXECUTIVE ORDERS ON REGULATIONS

- Put all new regulations not yet implemented on a 60 day hold
 - BUT had exemption for those required by statute
 - Performance measures should fall under that.
 - Timeline should not be effected
- Reduce Regulations
 - “For every new regulation issues, at least two existing regulations must be identified for elimination.”
 - Those eliminated must of equal or greater cost.
 - Resource intensive..



CONGRESSIONAL REVIEW ACT

Allows Congress to retract rules, regulations and guidance passed by agencies.

- Congress must act within 60 legislative days
- Can only do one rule or regulation at a time

Senate can do simple majority

Question of what is effected

- Ocould go back to some 2009 regulations

Expecting multiple rules/regulations to be debated.



TRANSPORTATION REGS

Recent Rules that could be revoked

- Congestion Rule
- MPO rule (requiring overlapping MPOs to coordinate)
- Trucking Hours

Not sure about rules older – Safety PM, etc?



INFRASTRUCTURE BILL? DEMOCRATIC RESPONSE



INFRASTRUCTURE BILL

Trump Administration

- pushing on infrastructure
- Chao 'believes he wants new fed. Investment' but 'prepared to lead DOT without new funding'

Ryan 200 day agenda

- Infrastructure added at Trump's request
- Sen. Collin's "moving along by August"



PREPPING FOR DEBATE

Lists of potential projects

- List of top 50 with Trump Administration
- National Governor's Association list/ AASHTO

Democratic Senators released plan

- Statement of vision (vs. lists)
- Repair over replace, equity, and local control

Democratic Representatives to release plan in 2 weeks.



SENATE DEMOCRAT PLAN

Overview of investments that will create 15 million new jobs over the next 10 years:

Reconstruct Roads & Bridges	\$100B	Improve Airports	\$30B
Revitalize Main Street	\$100B	Address Ports & Waterways	\$10B
Expand TIGER	\$10B	Build Resilient Communities	\$25B
Rehabilitate Water and Sewer	\$110B	21 st Century Energy Infrastructure	\$100B
Modernize Rail Infrastructure	\$50B	Expand Broadband	\$20B
Repair & Expand Transit	\$130B	Invest in Public Lands & Tribal Infrastructure	\$20B
Vital Infrastructure Program	\$200B	Modernize VA Hospitals	\$10B
Rebuild Public Schools	\$75B	Provide Innovative Financing Tools	\$10B

https://www.billnelson.senate.gov/sites/default/files/Infrastructure_Plan.pdf

www.goo.gl/M6CPyy



SENATE PLAN

Main Principles

- Buy America provisions
- Strong protects for working Americans/ Davis-Bacon prevailing wages
- Strengthen participation by minority- and women-owned businesses
- Accelerate project delivery while adhering to important environmental protections.



SENATE PLAN

Rebuilding Roads and bridges- \$100 billion

- Emphasis on repair
- Incentive funds to set and achieve perf. Measures
- Solve long –term solvency of Highway Trust Fund

Revitalize America's Main Streets- \$100 billion

- Sounds like direct aid to local govts./ Locally determined priorities
- Where bike/ped is mentioned
- Includes everything from lead in water, housing to technology

Expand TIGER

- Keep it multimodal
- Access to jobs, generate econ. development, safety and mobility



SENATE PLAN

Modernize Rail- \$50 billion

Public Transit - \$130 billion

- \$90 billion for national repair backlog
- \$15 billion large urgent repair / critical safety risks
- \$30 billion replace buses and rail vehicles
- \$45 core programing

Public Lands and Tribal Infrastructure- \$20 Billion

New Innovative Finance- \$10 billion



HOW WE CAN RESPOND?

Bike Summit and Local District Meetings

- Have your own list
- Share great local projects
- What's in your bike plan

Big Federal list of Bike/Ped?



COMMITTEE LEADERSHIP CHANGES



HOUSE TRANSPORTATION & INFRASTRUCTURE COMMITTEE

New Republican Members

Rep. Randy Weber, TX

- Rep. Doug LaMalfa, CA
- Rep. Bruce Westerman, AR
- Rep. Lloyd Smucker, PA
- Rep. Paul Mitchell, MI
- Rep. John Faso, NY
- Rep. Drew Ferguson, GA
- Rep. Brian Mast, FL
- Rep. Jason Lewis, MN

Moving Republicans-

Rep. Carlos Curbelo

Rep. Lee Zeldin



HOUSE DEMOCRATS

New Democrats

- Frederica S. Wilson, FL
- Donald M. Payne, Jr., NJ
- Alan S. Lowenthal, CA
- Brenda L. Lawrence, MI
- Mark DeSaulnier, CA

Total Committee membership- 61 Total

- 34 Republicans
- 27 Democrats



SENATE EPW MAJORITY

- **John Barrasso (Chairman) (WY)**
- **James M. Inhofe (OK)**
- **Shelley Moore Capito (WV)**
- **John Boozman (AR)**
- **Roger F. Wicker (MS)**
- **Deb Fischer (NE)**
- **Jeff Sessions (AL)**
- **Jerry Moran (KS)**
- **Mike Rounds (SD)**
- **Joni Ernst (IA)**
- **Dan Sullivan (AK)**



SENATE EPW MINORITY

- **Thomas R. Carper (Ranking Member) (DE)**
- **Benjamin L. Cardin (MD)**
- **Bernard Sanders (VT)**
- **Sheldon Whitehouse (RI)**
- **Jeff Merkley (OR)**
- **Kirsten Gillibrand (NY)**
- **Cory A. Booker (NJ)**
- **Edward Markey (MA)**
- **Tammy Duckworth (IL)**
- **Kamala Harris (CA)**



LEAGUE POLLING DATA



LEAGUE POLLING DATA

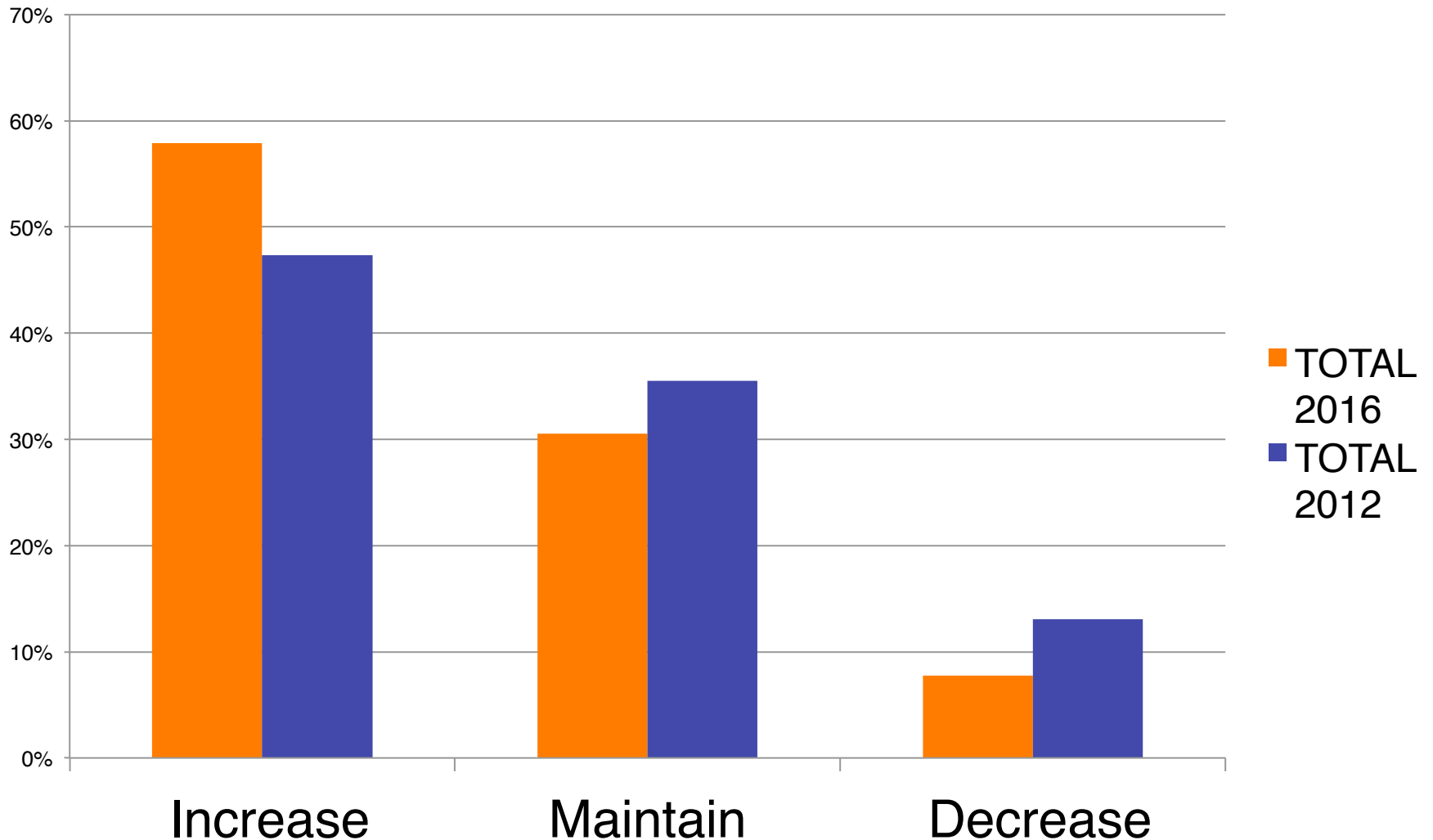
Question 3- Actually today, less than two percent of transportation funding goes to sidewalks, bike lanes, and trails. Seventeen percent is used for public transportation, and 80 percent is used for roads and highways. Knowing this , do you think spending on sidewalks and bikeways should increase a lot, increase somewhat, stay about the same, or decrease a lot?

Survey run by Princeton Survey Research Associates

- March 22-25, 2012 (1003 respondents)
- September 15-18, 2016 (1000 respondents)
- + or - 3.8%



TODAY LESS THAN 2% OF TRANSPORTATION FUNDING GOES TO SIDEWALKS, BIKE LANES AND BIKE PATHS, 17% GOES FOR PUBLIC TRANSIT, AND 80% FOR ROADS AND HIGHWAYS. KNOWING THIS, DO YOU THINK SPENDING ON SIDEWALKS AND BIKEWAYS SHOULD INCREASE A LOT, INCREASE SOMEWHAT, STAY THE SAME, DECREASE SOMEWHAT OR DECREASE A LOT”

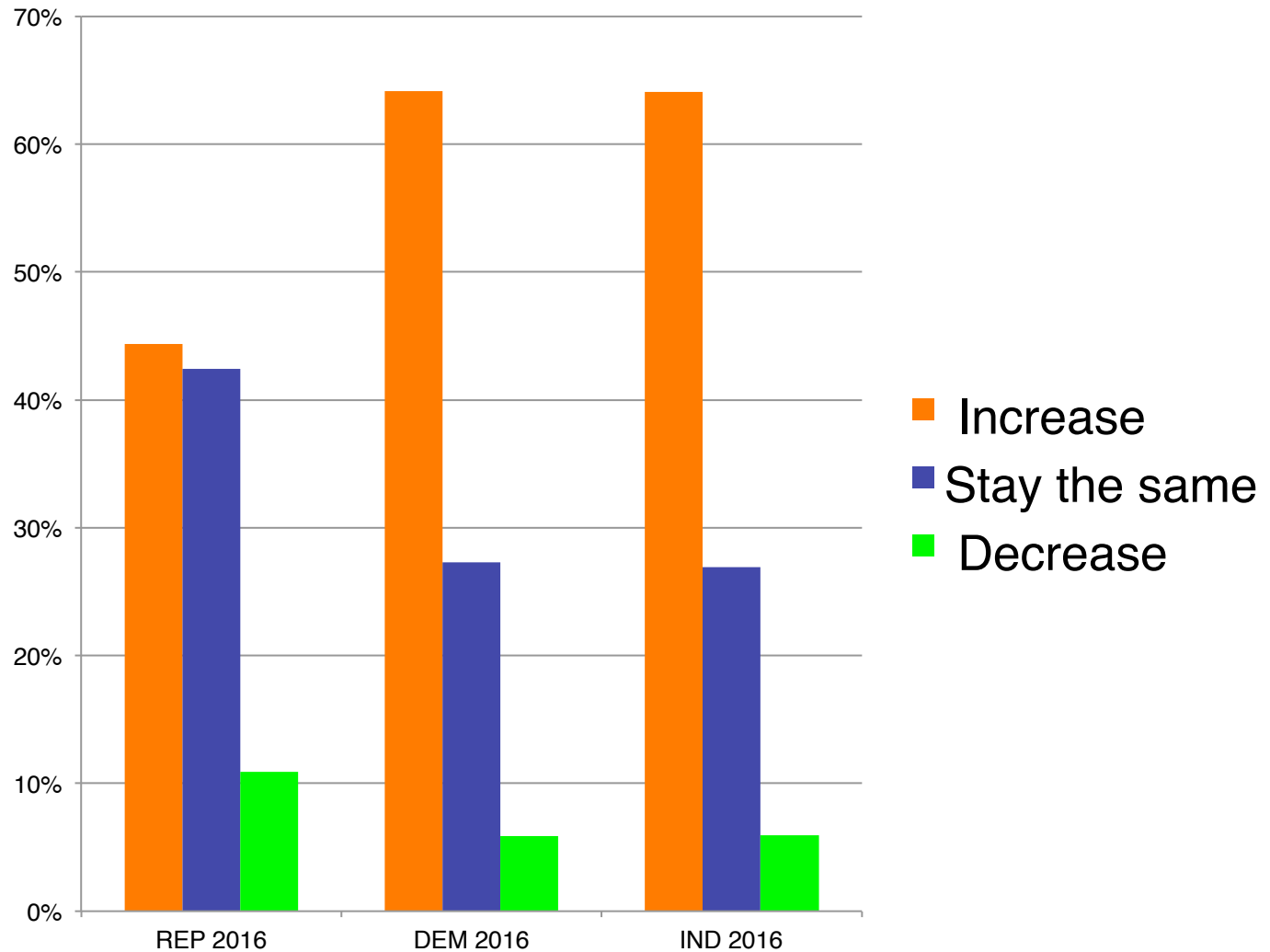




POLITICAL AFFILIATION

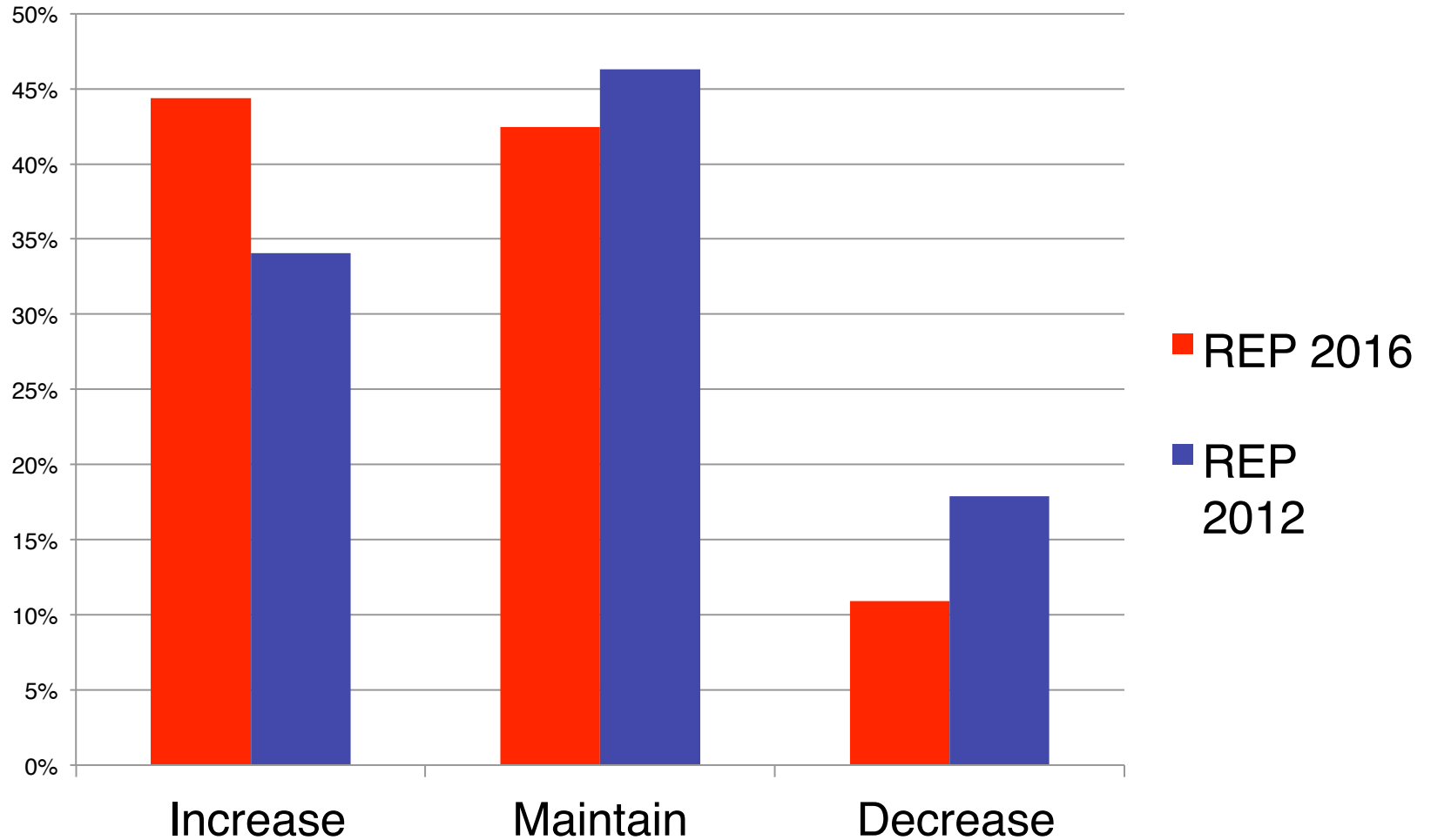


OVERALL



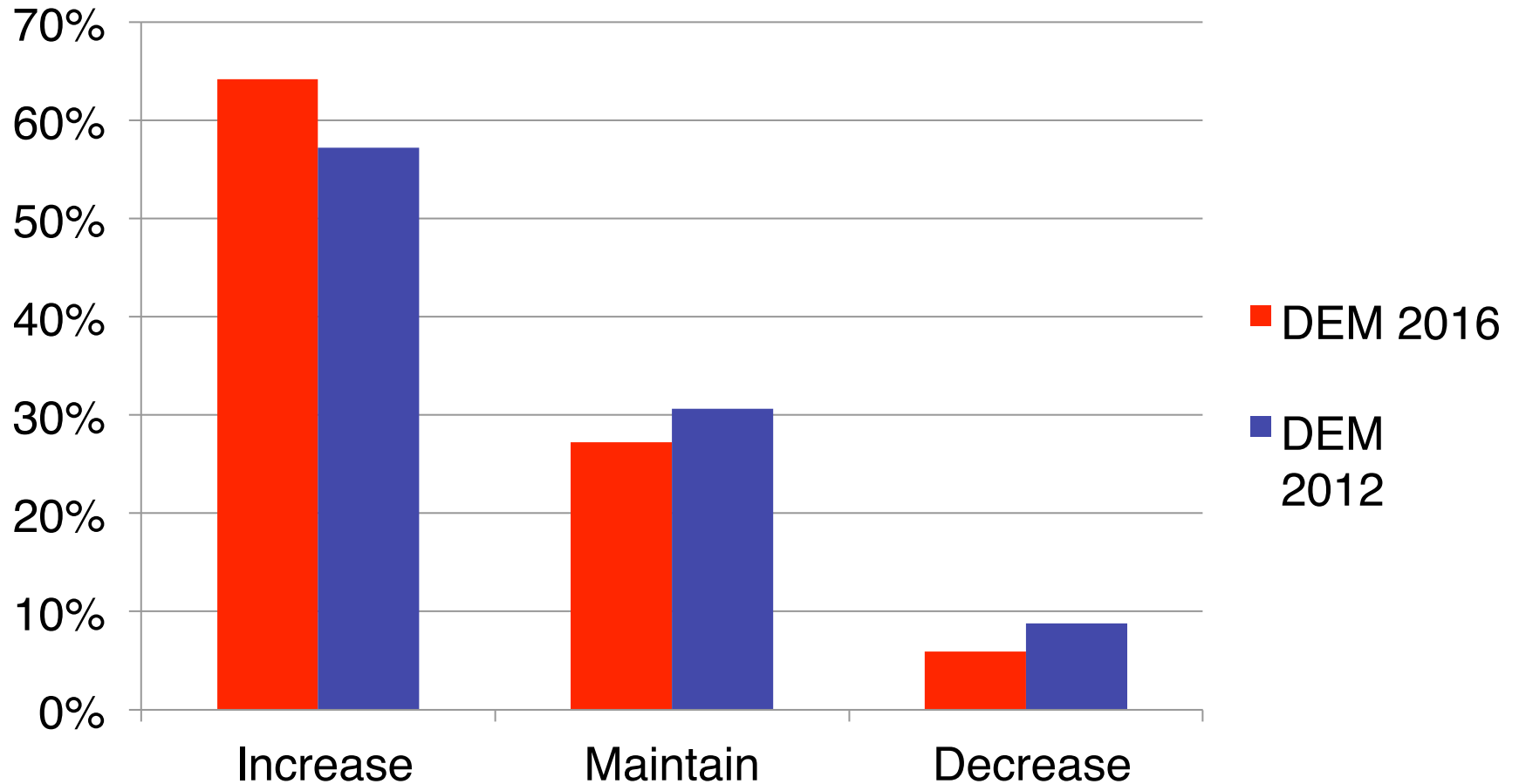


REPUBLICANS



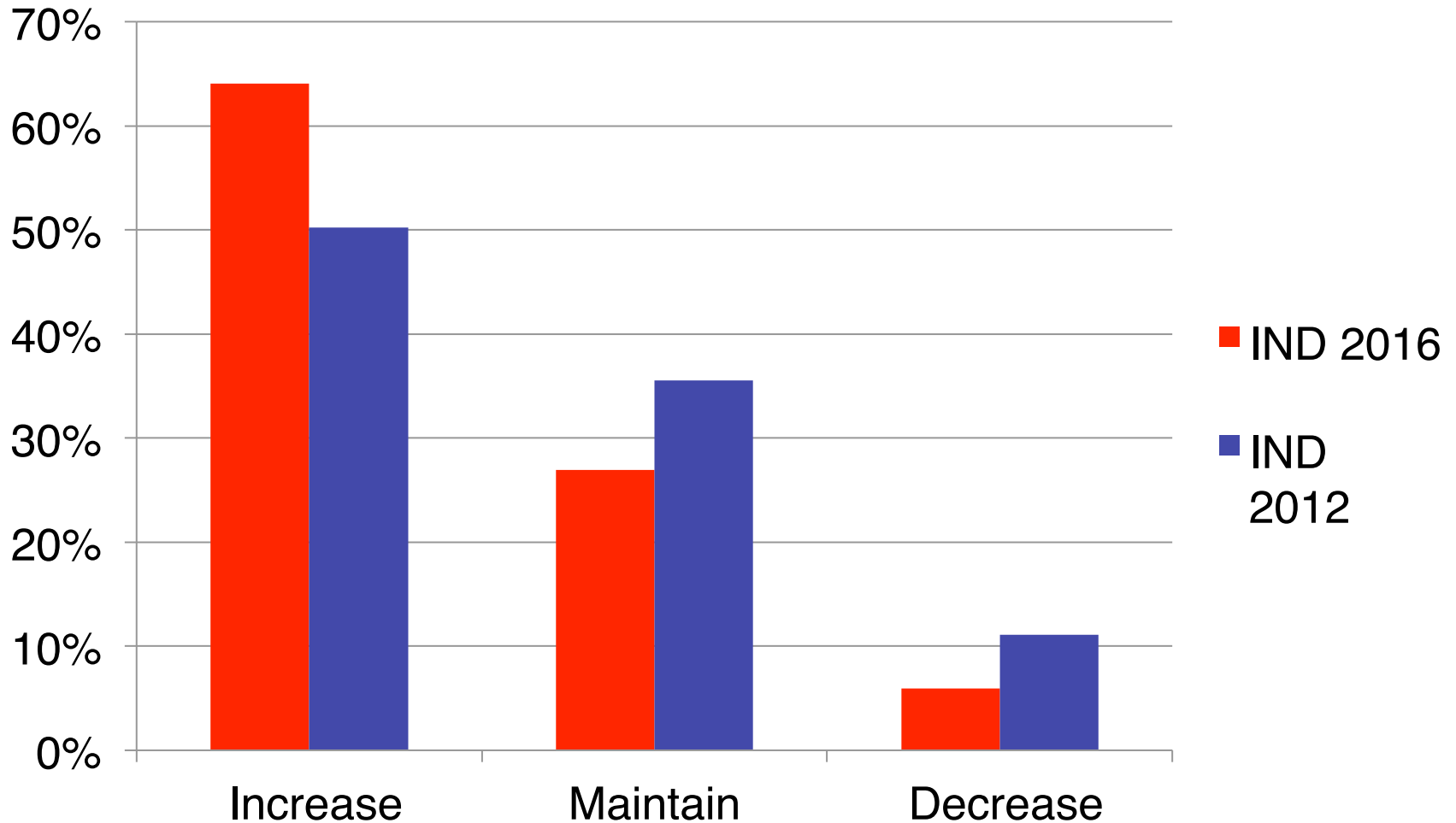


DEMOCRATS





INDEPENDENTS





OVERALL TRENDS



STAND OUTS

Highest support for increasing funding

- 18-29 year olds (68%)
- Parents (66%)
- People of Color (66%)/ Blacks (65%)

Highest for “Increase a lot”

- Income \$50-74,900 (25%)
- Democrats (24%)
- All non-whites (24%)
- Urban (24%)



CHALLENGE DEMOGRAPHICS

Less than 50% support for increasing funding

- Those ages 65 and above (47%)*
- Republicans (44%)
- (pluralities of both said increase)

Highest support for decreasing funding

- Those with income \$50-74,900 (13%)*
- age- 50-64 (11 %)
- Rural – (11%)

Highest support for same level funding

- Republicans (42%)
- Age- 65 years and older (38%)
- Whites (35%)



BIGGEST CHANGES SINCE 2012

Largest change in “increase funding”

- Income \$50-74,900 (22%)*
- Age 65 years and older (18%)*
- Region Midwest (17%)

Least change to “support increase in funding”

- Income \$30- 49,900 (-1%)- only negative
- Northeast (3%)

Largest change to “support decrease funding”

- Suburban (-9%)
- Midwest (-8%)
- Under \$30,000 (-8%)



Thank you.

Caron Whitaker
VP, Government Relations
Caron@bikeleague.org

ADVOCACY ADVANCE | BICYCLE FRIENDLY AMERICA | NATIONAL BIKE SUMMIT
NATIONAL BIKE MONTH | NATIONAL BIKE CHALLENGE | SMART CYCLING | WOMEN BIKE