


TODAY'S WEBINAR AGENDA

- 3:00 pm: Introduction
- 3:05 pm: Presentation
- 3:45 pm: Questions
- 4:00 pm: Webinar Ends

For technical assistance during the webinar:
1-800-283-6317
Choose these prompts: 1, 1, 1




1

CONTINUING EDUCATION

To document Professional Development Hours (PDH) or Certification Maintenance (CM) credit for the AICP:

- For group viewings: log your attendance on the host's sign-in sheet
 - **Site hosts:** return the completed sign-in sheet to APBP after the webinar (fax to 859-514-9188 or e-mail webinars@apbp.org)
- A Certificate of Attendance may be downloaded and printed at www.apbp.org/webinar-downloads
- **Planners:** APBP has applied to the AICP for 1.0 CM credits for this live webinar.



2

UPCOMING WEBINARS FROM APBP:

SEP 15	Linework, Models, Counters... OH MY: A Utah Story of Multi-Agency Collaboration to Develop Active Transportation Data and Tools
OCT 20	The Pedestrian Safety Crisis in America: Why it's happening and what we can do about it
NOV 17	Walking & Biking in Rural Communities: How Planning, Partnerships & Equity Play a Role

Visit www.apbp.org/webinars to view webinar titles, full descriptions, and speakers for the 2021 series




3

NOW ACCEPTING PROPOSALS FOR THE 2022 WEBINAR SERIES

Present an APBP Webinar in our 2022 Series!
 Submit just your case study and be matched with others
 – OR –
 Submit a complete panel of presenters

Deadline: August 31
apbp.org/webinars then click on "Present A Webinar" tab





4

YOUR VOICE MATTERS!

Please provide feedback on the Equity & Inclusion survey by September 22.

Your input will help APBP shape our equity and inclusion efforts going forward!

apbp.org >
 Committees >
 Equity and Inclusion Task Force

5

THANK YOU TO OUR GENEROUS SPONSORS

SUPPORTER LEVEL










6

apbp ASSOCIATION OF PEDESTRIAN & BICYCLE PROFESSIONALS
Expertise for Active Transportation

PLANNING FOR ALL AGES AND ABILITIES THROUGH INCLUSIVE AND VIRTUAL WALK AUDITS

AUGUST 18, 2021

For technical assistance during the webinar:
Call 1-800-263-6317
Choose audio prompts: 1, 1, 1

7

TODAY'S WEBINAR PRESENTERS



Emily Smoak
Minnesota Department of Health

Emily is a Principal Planner with the Minnesota Department of Health working to implement people focused transportation planning and policies. She serves as the Agency's expert on the connection between transportation, the built environment, and public health. Her work focuses on identifying public health impacts from transportation planning efforts, policy implementation, behavior change, and emerging mobility options, ensuring that our built environment makes it easier for Minnesotans to be healthy.



8

TODAY'S WEBINAR PRESENTERS



Colin Harris
Alta Planning + Design

Colin is a civil engineer and leader of Alta's Minneapolis-St. Paul office. From high-level concepts to specific technical solutions, Colin has technical knowledge of design best practice as a professional engineer; he has also worked to support innovation for bicycling and walking in the region with the implementation of Open Streets Minneapolis and statewide active transportation demonstration projects. Colin lived and worked in Seattle and Bellingham, Washington before moving to Minneapolis in 2008.



9

TODAY'S WEBINAR PRESENTERS



Courtney Wood
Alta Planning + Design

Courtney is a Planning Associate with Alta Planning and Design in Oakland, California. She is certified with the American Institute of Certified Planners and holds a Certificate in Public Participation from the International Association for Public Participation. She works with Safe Routes to School programs in California to provide education and encouragement activities and support infrastructure improvements that promote walking and biking to school.



10



Planning Inclusive Walk Audits





August 18, 2021

11

Goals for Today



- Learn about more inclusive engagement
- Learn about the Inclusive Walk Audit Facilitator's Guide and how it was developed
- <https://tinyurl.com/inclusivewalkaudit>

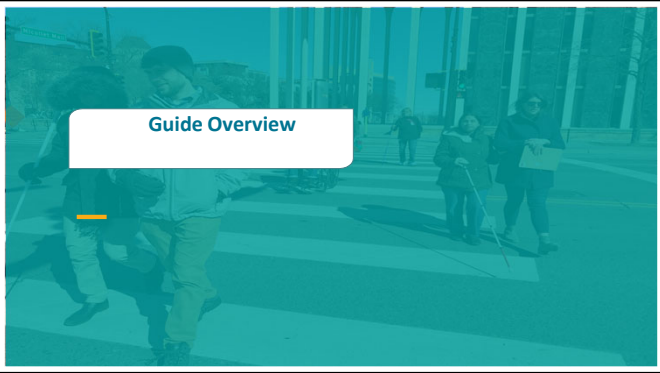
12

Agenda

- Guide Overview
- Recommendations and Resources
- Next Steps



13



Guide Overview

14

Guide Purpose

- Improve pedestrian planning processes by making them more inclusive of people with disabilities



15

Defining Key Terms: Walking



Walking is an inclusive term that includes both ambulatory and non-ambulatory modes. Walking encompasses all forms of mobility devices, including using a wheelchair, cane, walker, or other mobility device that allows the user to travel at human speed



16

Defining Key Terms: Walk Audit



A walk audit is an activity in which participants evaluate the walking environment and identify issues that impact their comfort and safety. A walk audit can be used as a community engagement tool.

Walk audits are distinct from MnDOT's ADA field walks and non-motorized field walks, which typically do not involve community members.

17


Defining Key Terms: Disability




A physical or mental condition that may limit or alter one or more major life activities for a person. Disabilities may be temporary or permanent, and people may have multiple disabilities. Disability encompasses differences or limitations to vision, hearing, speech, mobility, cognition, and more

18

Guide Development Process




- A work group of people with disabilities convened twice during the project to try out engagement techniques
- The guide was developed using multiple rounds of feedback and revision




19

Guide Contents




The guide includes two main sections:

- Planning a more inclusive meeting
- Conducting a more inclusive walk audit




20

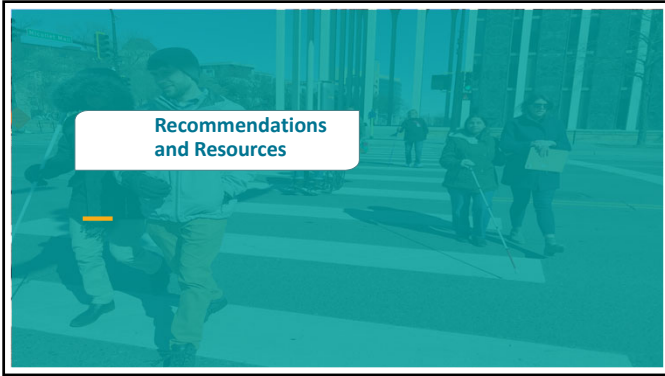
Guide Contents



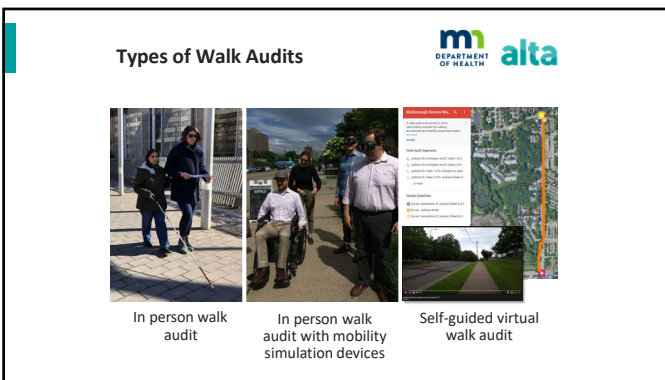
The appendix contains useful tools that you can use to host your own walk audit and more inclusive meetings



21




22



23



24

Facilitation Before a Meeting 

- Set clear meeting expectations
- Provide written materials in advance
- Provide information on who to contact for accommodations or questions

www.alta.org/health-equity

WRITE INCLUSIVE MEETING INVITATIONS

Use accessible meeting invitation example

This document is an ongoing charter with representatives from the Minnesota City, residents and others. If you are unable to view this document, please contact the City's public information officer at 612.668.2222.

Date: April 12, 2021
Time: 10:00am
Location: Public Meeting Room 201

Use accessible meeting invitation example

This document is an ongoing charter with representatives from the Minnesota City, residents and others. If you are unable to view this document, please contact the City's public information officer at 612.668.2222.

Date: April 12, 2021
Time: 10:00am
Location: Public Meeting Room 201


Additional details

If you are unable to view this document, please contact the City's public information officer at 612.668.2222.


Getting the meeting

This document is an ongoing charter with representatives from the Minnesota City, residents and others. If you are unable to view this document, please contact the City's public information officer at 612.668.2222.


25

Facilitation During a Meeting 


- Use small groups
- Verbally express visual information
- Set shared agreements
- Offer time for participants to share their background
- Strive for consistency with information previously shared about the meeting
- Repeat questions



26

Facilitation Before the Walk Audit 

- Center disability and lived experiences
- Clearly communicate the purpose
- Provide route context
- Provide worksheets or questions in advance
- Offer multiple ways to share ideas
- Develop a shared vocabulary / explain technical terms




27

Facilitation During the Walk Audit



Facilitation during a virtual or in person walk audit:

- Stick to the planned route and stops
- Ask participants the same questions you shared in advance
- Summarize what you heard and how input will be used
- Provide contact information for thoughts after the walk audit

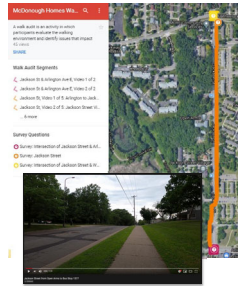
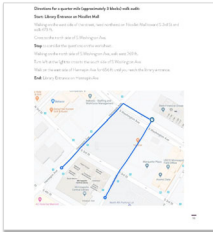


28

Virtual Walk Audit Example

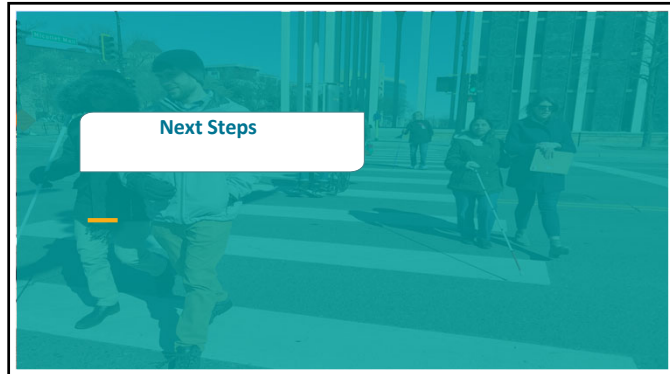


A virtual walk audit can apply recommendations from the guide in an online format.



29


Next Steps



30

Next Steps

- Continue sharing project findings
- Explore options for using temporary demonstration projects to center on the needs and experiences of people with disabilities

31

Next Steps

- Continue sharing project findings
- Explore options for using temporary demonstration projects to center on the needs and experiences of people with disabilities





32

thank you!

Emily Smoak
emily.smoak@state.mn.us
651-201-3660

Colin Harris
colinharris@altago.com
612-400-9856

33

Tools for Your Virtual Walk Audit

APBP | August 18, 2021

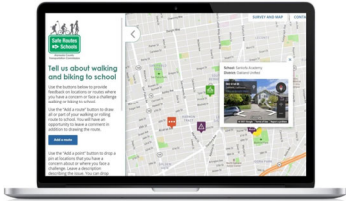


34

VIRTUAL WALK AUDIT TOOLS

What is a Virtual Walk Audit?

- A virtual walk audit includes a feedback component using online and virtual engagement tools, with the goal of identifying issues and challenges for walking and biking to developing a set of infrastructure recommendations to address those challenges.



35

Benefits of Virtual Walk Audits



- Allows for asynchronous input
- Can be provided in multiple languages
- The ability to reach a broader group

36

VIRTUAL WALK AUDIT TOOLS

Tools to Conduct Your Virtual Walk Audit

- Online surveys
- Interactive online input maps
- Imagery and video
 - Publicly available satellite imagery
 - GoPro or videography
 - Community sourced imagery and videos
- Live online meetings





37

VIRTUAL WALK AUDIT TOOLS

Tools to Conduct Your Virtual Walk Audit

- Online surveys



38

VIRTUAL WALK AUDIT TOOLS

Tools to Conduct Your Virtual Walk Audit

- Online surveys
- Interactive online input maps

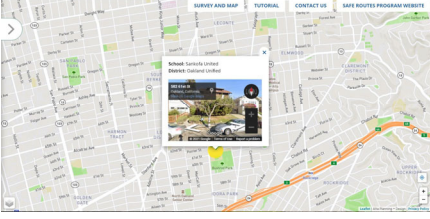


39

VIRTUAL WALK AUDIT TOOLS

Tools to Conduct Your Virtual Walk Audit

- Online surveys
- Interactive online input maps

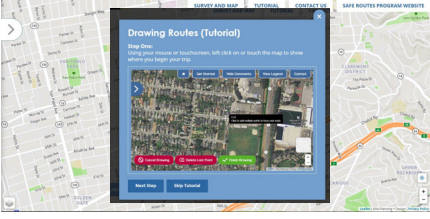


40

VIRTUAL WALK AUDIT TOOLS

Tools to Conduct Your Virtual Walk Audit

- Online surveys
- Interactive online input maps

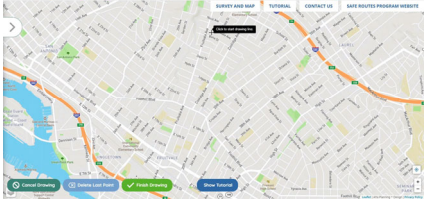


41

VIRTUAL WALK AUDIT TOOLS

Tools to Conduct Your Virtual Walk Audit

- Online surveys
- Interactive online input maps

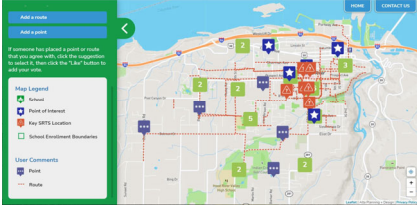


42

VIRTUAL WALK AUDIT TOOLS

Tools to Conduct Your Virtual Walk Audit

- Online surveys
- Interactive online input maps



43

VIRTUAL WALK AUDIT TOOLS

Tools to Conduct Your Virtual Walk Audit

- Online surveys
- Interactive online input maps
- Imagery and video
 - Publicly available satellite imagery
 - GoPro or videography
 - Community sourced imagery and videos

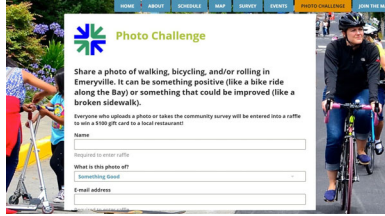


44

VIRTUAL WALK AUDIT TOOLS

Tools to Conduct Your Virtual Walk Audit

- Online surveys
- Interactive online input maps
- Imagery and video
 - Publicly available satellite imagery
 - GoPro or videography
 - Community sourced imagery and videos




45

VIRTUAL WALK AUDIT TOOLS

Tools to Conduct Your Virtual Walk Audit

- Online surveys
- Interactive online input maps
- Imagery and video
 - Publicly available satellite imagery
 - GoPro or videography
 - Community sourced imagery and videos
- Live online meetings




46

VIRTUAL WALK AUDIT TOOLS

Key Lessons Learned

- Spread the word
- Know your stakeholders
- Use multiple engagement methods
- Survey of Existing conditions
- Virtual walk audits are not just for the pandemic




47

VIRTUAL WALK AUDIT TOOLS

Resources

- [Walk Audits Gone Virtual Blog Post](#)
- [Street Story at UC Berkeley](#)
- [How to Conduct a Walk Audit webinar](#)



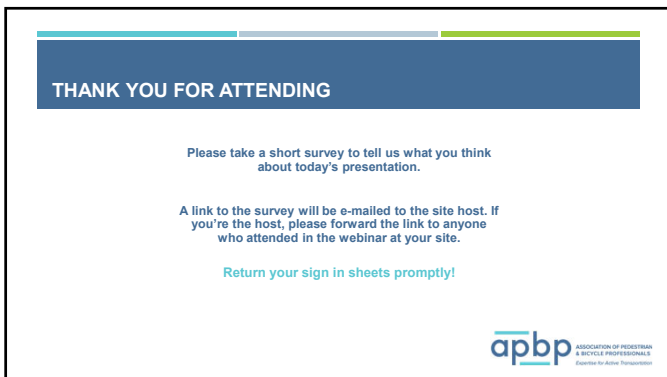
48



49



50



51
